aurolab

aurovue EV

preloaded IOL

Hydrophobic Acrylic Aspheric IOL • Negative Aberration Optic

Truedge Technology • Preloaded Disposable Delivery System

Aurovue EV *is made of highly bio-compatible material tested for mechanical properties such as compression force, optic tilt, decentration as required by ISO 11979.*

CE 0197

Enhancing Vision

A negative spherical aberration of -0.15µ is provided to:

- *Imitate results of the young natural crystalline lens.*
- *Enhance depth of focus and contrast sensitivity in mesopic and scotopic conditions.*
- *Withstand a tilt of 10 degree and decentration of 1.0 mm.*
- *Suits cornea of majority of the global population.*

Simulated image with cataract eye

Simulated image with Zero aberration IOL

Simulated image with Aurovue EV

Special Features of Aurovue EV

- *Truedge Technology : 360° Square Edge acts as a mechanical barrier for cell proliferation*
- *0.1mm projection at the optic-haptic junction prevents cell migration even through the haptic*
- *Anterior optic is round edged to prevent internal reflections*
- *Lower glass transition temperature (8°C). Keeps the Aurovue EV relatively flexible at lower temperature*
- *Aurovue EV has higher Abbe number of 55 which provides better color perception to the patient by reducing chromatic aberration*
- *Aurovue EV optic and haptics are designed to fit in the capsular bag of varied sizes. Aurovue EV adapts well to the postoperative retraction of the capsular bag and ensures centration and stability of the lens*



In normal IOL, cells may migrate behind the lens

In IOL with Truedge Technology, cell migration is blocked

aurovue EV *Simulated image with chromatic aberration*

aurovue EV *Simulated image without chromatic aberration*



12 mm ring



11 mm ring



10 mm ring

Power chart of Aurovue EV

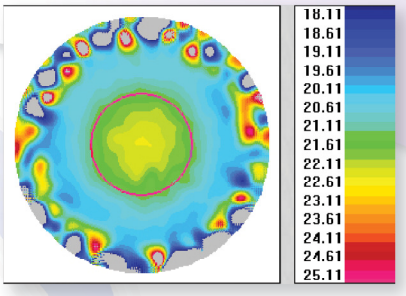

MTF comparison of various IOLs

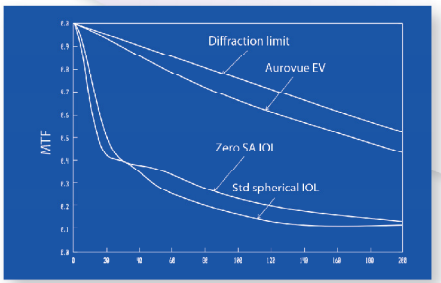

Spatial frequency in cycles per mm

Competitors comparisons



USAF resolution chart image with Aurovue EV



USAF resolution chart image with Competitor 1



USAF resolution chart image with Competitor 2

Procedure for use

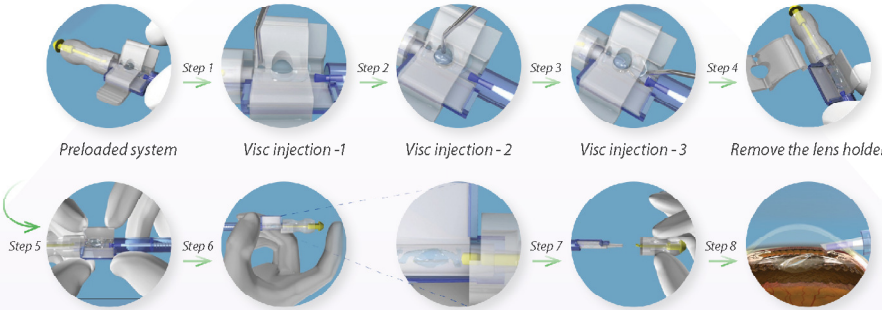

Design Characteristics

Optic Diameter	6.00mm
Overall Length	12.5mm
Optic Design	Aspheric (Negative Aberration)
Haptics Design	Force Enduring Haptics
Convexity	Biconvex
Angulation	3° Angulation
Square Edge	360° Square Edge
A Constant	118.7 (Optical)118.4 (Ultra Sound)
ACD Value	5 mm
Diopter Range	10.0 to 25.0 in 1.0 D increment 15.0 to 25.0 in 0.5 D increment 25.0 to 30.0 in 1.0 D increment
Delivery System	Disposable preloaded injector & cartridge for 2.8 mm incision (10.0 D to 25.0 D) 3.2 mm incision (above 25.0 D)

Model: HP760AP

Material Characteristics

Lens Material	Hydrophobic acrylic
10% UV Cut off	385 nm
Light Transmittance	More than 90%
Glass Transition Temperature	8° C
Refractive Index	1.47

Information published in this catalogue is subject to change without notification

aurolab

No.1, Sivagangai Main Road, Veerapanjan, Madurai 625 020, India
Phone: +91 452 3096100 · Fax: +91 452 2446200
E-mail: info@aurolab.com · Web: www.aurolab.com

Issue: 06-07/19